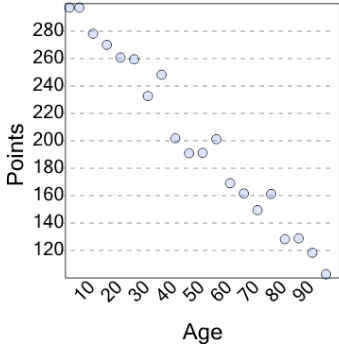


Graphing - Scatter Plot (Linear) - Graph to Axis Name (Explanatory/Response)

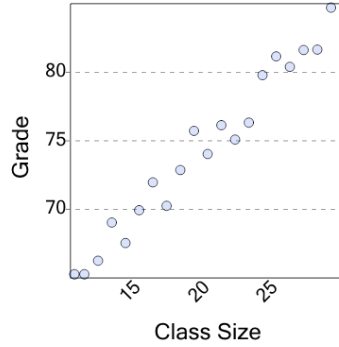
1



What is age called on this scatter plot?

- A Explanatory Variable
- B Response Variable

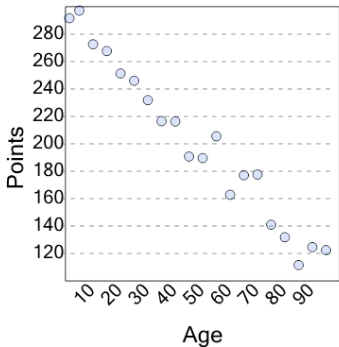
2



What is class size called on this scatter plot?

- A Explanatory Variable
- B Response Variable

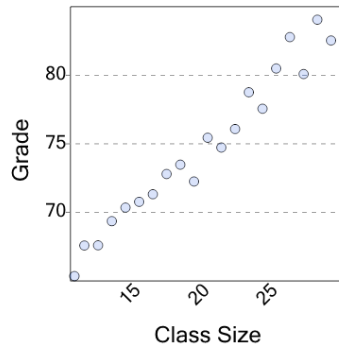
3



What is age called on this scatter plot?

- A Explanatory Variable
- B Response Variable

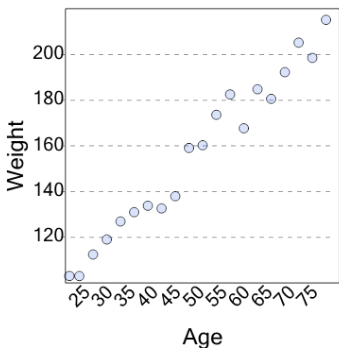
4



What is grade called on this scatter plot?

- A Explanatory Variable
- B Response Variable

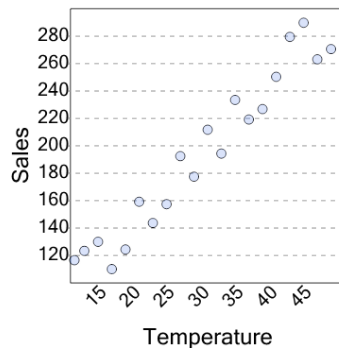
5



What is weight called on this scatter plot?

- A Explanatory Variable
- B Response Variable

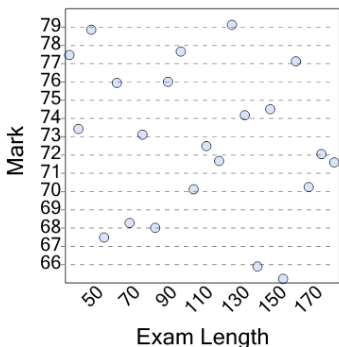
6



What is temperature called on this scatter plot?

- A Explanatory Variable
- B Response Variable

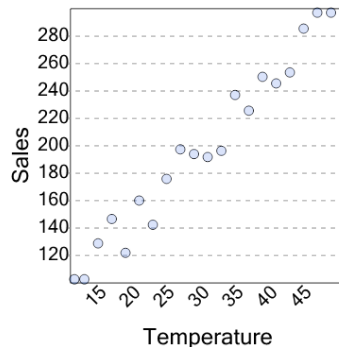
7



What is mark called on this scatter plot?

- A Explanatory Variable
- B Response Variable

8



What is sales called on this scatter plot?

- A Explanatory Variable
- B Response Variable