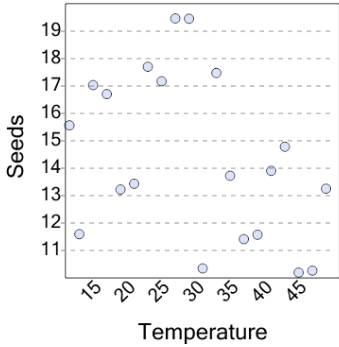




Graphing - Scatter Plot (Linear) - Graph to Independent Variable

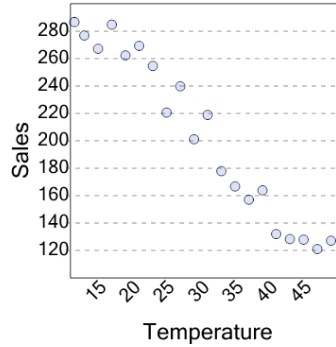
1



What is the independent variable on this scatter plot?

A	B
Temperature	Seeds

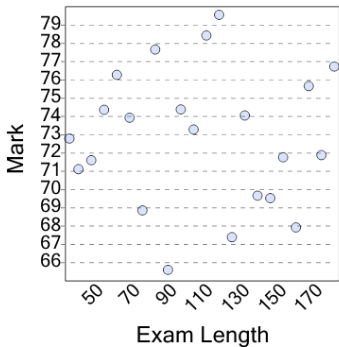
2



What is the independent variable on this scatter plot?

A	B
Sales	Temperature

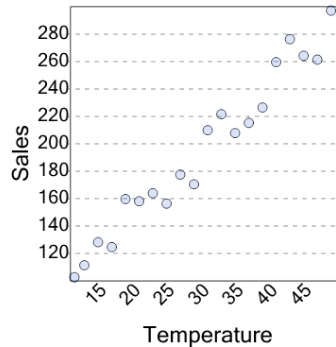
3



What is the independent variable on this scatter plot?

A	B
Exam Length	Mark

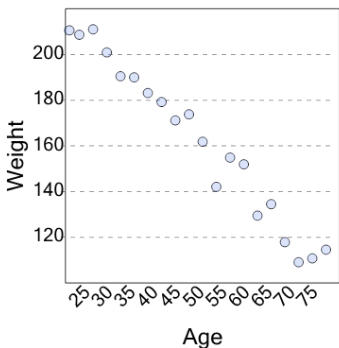
4



What is the independent variable on this scatter plot?

A	B
Temperature	Sales

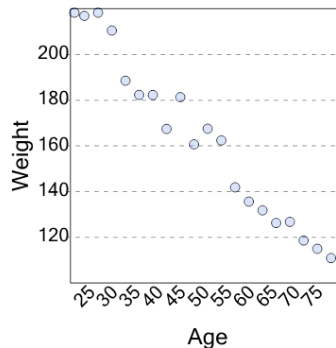
5



What is the independent variable on this scatter plot?

A	B
Weight	Age

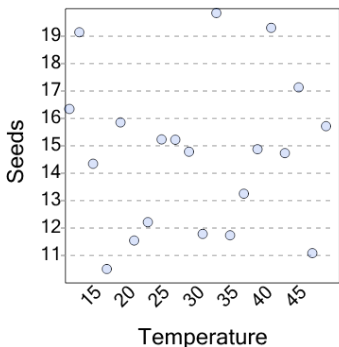
6



What is the independent variable on this scatter plot?

A	B
Weight	Age

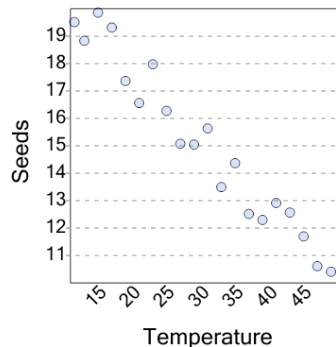
7



What is the independent variable on this scatter plot?

A	B
Seeds	Temperature

8



What is the independent variable on this scatter plot?

A	B
Seeds	Temperature