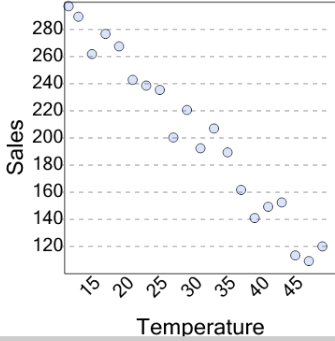




Graphing - Scatter Plot (Linear) - Graph to Prediction From X True/False

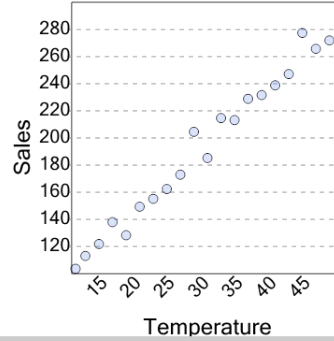
1



If temperature is 18, would 160 be a reasonable value of sales?

A	B
Yes	No

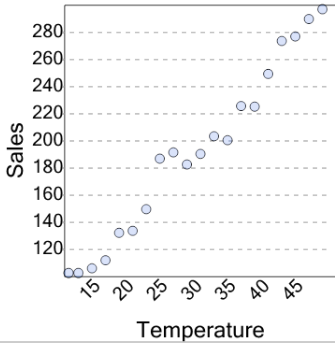
2



If temperature is 18, would 140 be a reasonable value of sales?

A	B
Yes	No

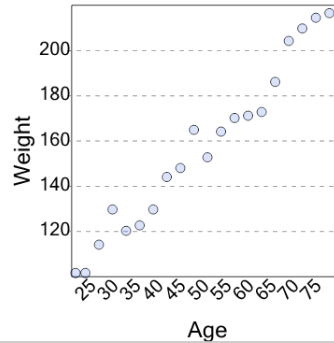
3



If temperature is 36, would 150 be a reasonable value of sales?

A	B
Yes	No

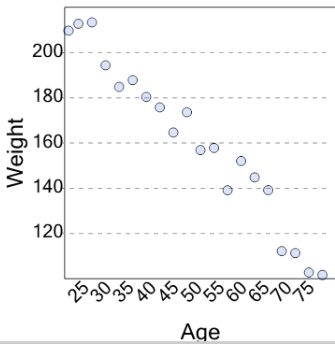
4



If age is 50, would 160 be a reasonable value of weight?

A	B
Yes	No

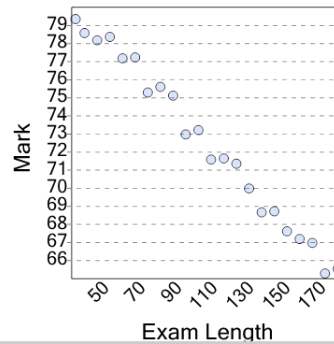
5



If age is 50, would 112 be a reasonable value of weight?

A	B
Yes	No

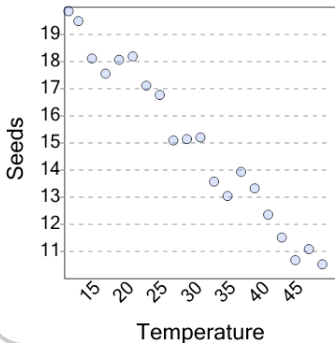
6



If exam length is 127.5, would 70 be a reasonable value of mark?

A	B
Yes	No

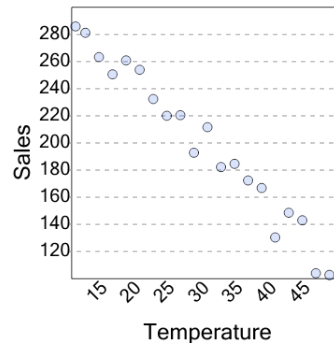
7



If temperature is 24, would 13 be a reasonable value of seeds?

A	B
Yes	No

8



If temperature is 18, would 260 be a reasonable value of sales?

A	B
Yes	No