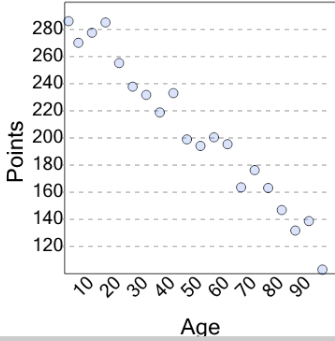


Graphing - Scatter Plot (Linear) - Graph to Prediction Given X

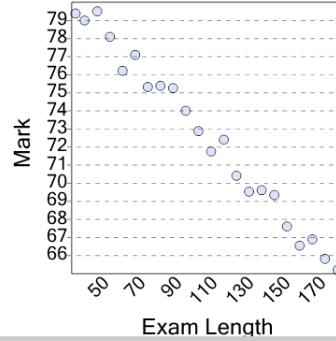
1



If age is 20, what would a reasonable value of points be?

A	B
260	160

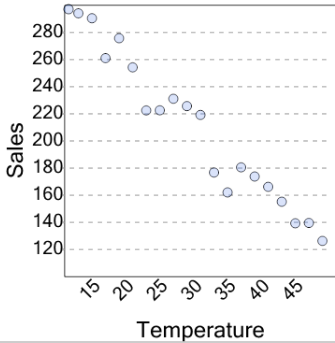
2



If exam length is 82.5, what would a reasonable value of mark be?

A	B
75	69

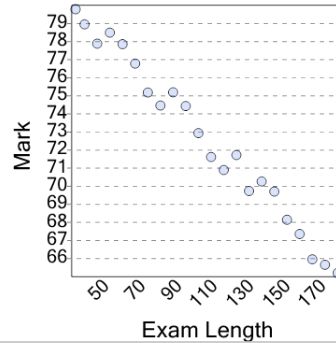
3



If temperature is 36, what would a reasonable value of sales be?

A	B
270	170

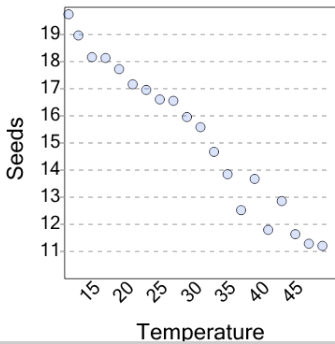
4



If exam length is 82.5, what would a reasonable value of mark be?

A	B
75	66

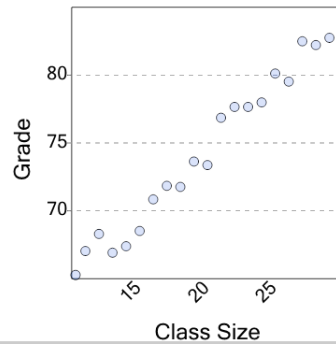
5



If temperature is 24, what would a reasonable value of seeds be?

A	B
17	12

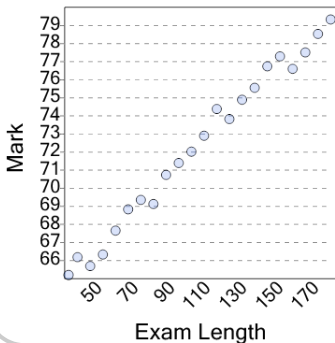
6



If class size is 17, what would a reasonable value of grade be?

A	B
80	72

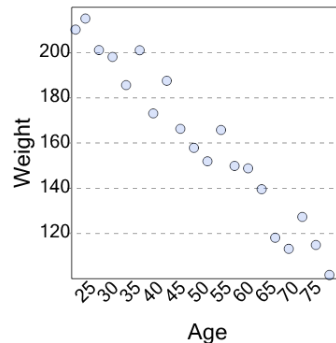
7



If exam length is 105, what would a reasonable value of mark be?

A	B
73	67

8



If age is 32, what would a reasonable value of weight be?

A	B
196	124