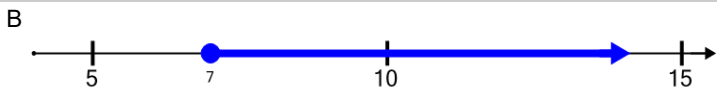
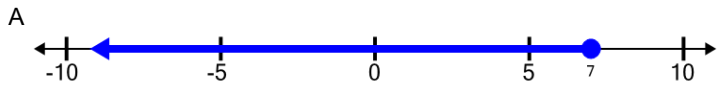




Function Domain/Range Definition - Set Builder to Number Line (Without Union)

1 Which number line shows this range? $\{Y \in \mathbb{R} | Y \leq 7\}$



2 Which number line shows this range?

$$\{Y \in \mathbb{R} | 3 < Y \leq 9\}$$



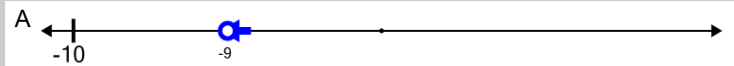
3 Which number line shows this domain?

$$\{X \in \mathbb{R} | -5 < X < -2\}$$




4 Which number line shows this range?

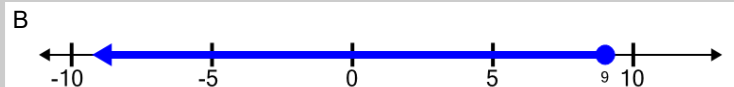
$$\{Y \in \mathbb{R} | -9 < Y\}$$



5 Which number line shows this domain? $\{X \in \mathbb{R} | X \leq 2\}$




6 Which number line shows this domain? $\{X \in \mathbb{R} | X \leq 9\}$



7 Which number line shows this domain?

$$\{X \in \mathbb{R} | -1 < X \leq 8\}$$



8 Which number line shows this range? $\{Y \in \mathbb{R} | Y < 9\}$

