


Number Types (Complex) - Diagram Section to Set Builder Letter - Real, Imaginary, and Complex Numbers

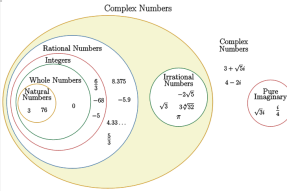
1

Select the symbol that matches the highlighted grouping



A	Q'	B	W
C	R	D	Q

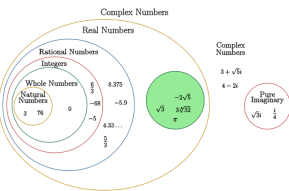
Select the symbol that matches the highlighted grouping



A	N	B	R
C	Q	D	Q'

3

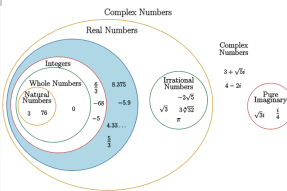
Select the symbol that matches the highlighted grouping



A	Q	B	C
C	Q'	D	R

4

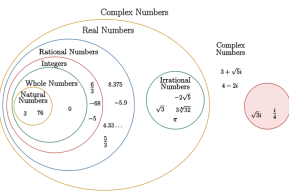
Select the symbol that matches the highlighted grouping



A	N	B	Q'
C	Q	D	R

5

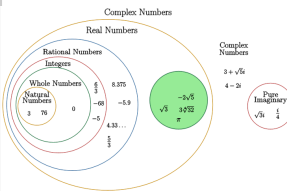
Select the symbol that matches the highlighted grouping



A	N	B	R
C	C	D	i

6

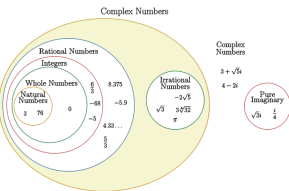
Select the symbol that matches the highlighted grouping



A	W	B	Q'
C	Q	D	N

7

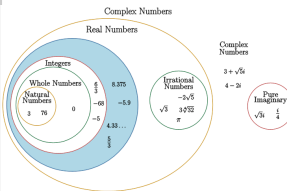
Select the symbol that matches the highlighted grouping



A	R	B	C
C	Q'	D	W

8

Select the symbol that matches the highlighted grouping



A	Q	B	Q'
C	C	D	N