


Number Types (Complex) - Diagram Section to Set Builder Letter - Real, Imaginary, and Complex Numbers

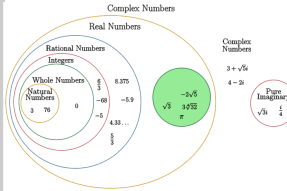
1

Select the symbol that matches the highlighted grouping



A	W	B	C
C	Q'	D	N

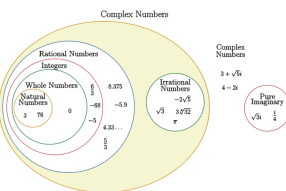
Select the symbol that matches the highlighted grouping



A	Q	B	R
C	Q'	D	N

3

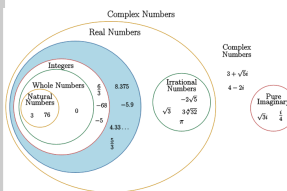
Select the symbol that matches the highlighted grouping



A	Q	B	Q'
C	N	D	R

4

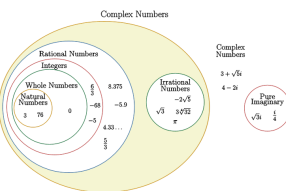
Select the symbol that matches the highlighted grouping



A	N	B	Q
C	C	D	R

5

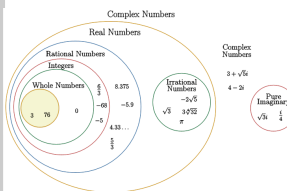
Select the symbol that matches the highlighted grouping



A	C	B	Q
C	R	D	Q'

6

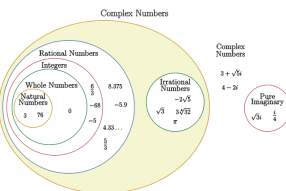
Select the symbol that matches the highlighted grouping



A	Q'	B	N
C	C	D	W

7

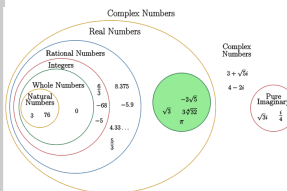
Select the symbol that matches the highlighted grouping



A	N	B	R
C	C	D	W

8

Select the symbol that matches the highlighted grouping



A	Q	B	N
C	Q'	D	W