

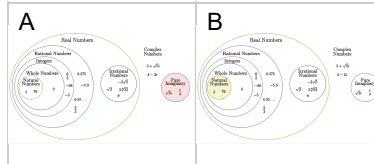


## Number Types (Complex) - Number to Diagram Section - Real, Imaginary, and Complex Numbers

1

$$\frac{61i}{6}$$

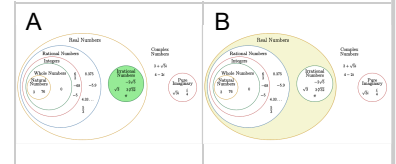
Select the narrowest grouping that matches this number type



2

$$\sqrt{89}$$

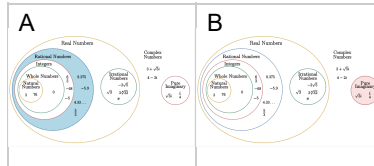
Select the narrowest grouping that matches this number type



3

$$\frac{5}{9}$$

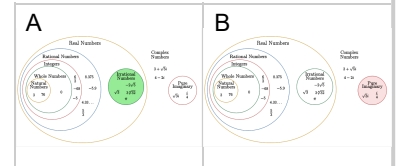
Select the narrowest grouping that matches this number type



4

$$\frac{71i}{2}$$

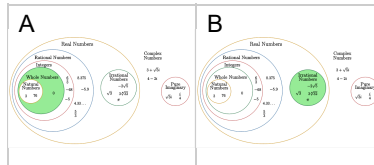
Select the narrowest grouping that matches this number type



5

$$\sqrt{31}$$

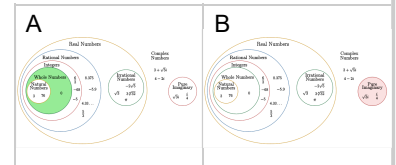
Select the narrowest grouping that matches this number type



6

$$\frac{37i}{3}$$

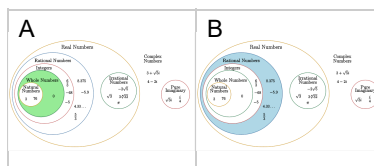
Select the narrowest grouping that matches this number type



7

$$\frac{5}{13}$$

Select the narrowest grouping that matches this number type



8

$$\frac{1}{12}$$

Select the narrowest grouping that matches this number type

