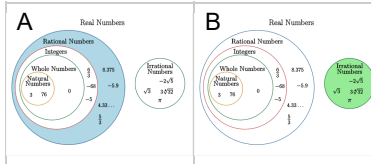


Number Types (Real) - Number to Diagram Section - Whole, Natural, Integer, Rational, Irrational Numbers

1

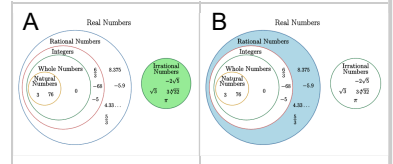
$$\sqrt{37}$$

Select the narrowest grouping that matches this number type



$$-\frac{11}{13}$$

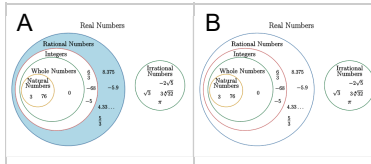
Select the narrowest grouping that matches this number type



3

$$\frac{7}{14}$$

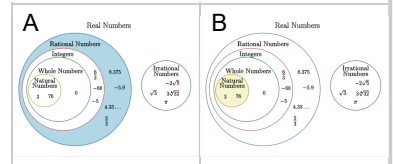
Select the narrowest grouping that matches this number type



4

$$-\frac{2}{3}$$

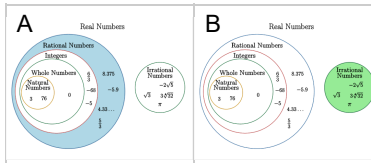
Select the narrowest grouping that matches this number type



5

$$-\frac{11}{12}$$

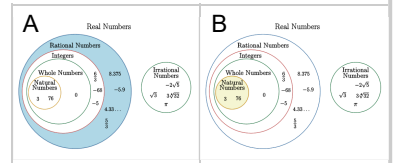
Select the narrowest grouping that matches this number type



6

$$7$$

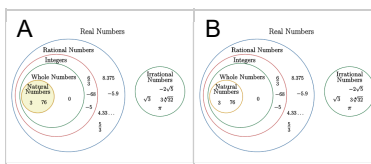
Select the narrowest grouping that matches this number type



7

$$8$$

Select the narrowest grouping that matches this number type



8

$$\sqrt{41}$$

Select the narrowest grouping that matches this number type

