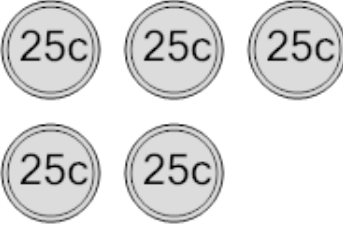


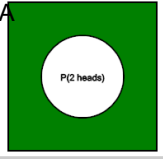
## Probability Union, Intersection, Complement - Coins Example Problem to Venn Diagram

1

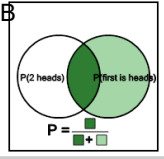


Which Venn diagram represents the probability of getting exactly 2 heads when flipping 5 coins, given that the first flip was heads?


A



B

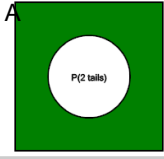


2

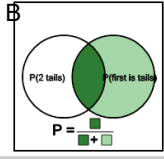


Which Venn diagram represents the probability of getting exactly 2 tails when flipping 4 coins, given that the first flip was tails?

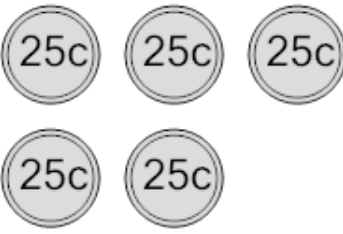
A



B

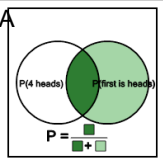


3

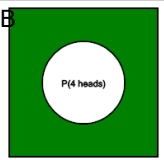


Which Venn diagram represents the probability of getting exactly 4 heads when flipping 5 coins, given that the first flip was heads?

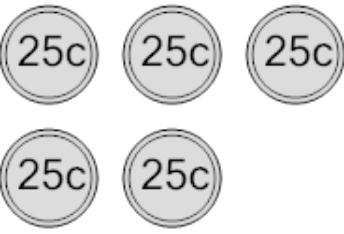
A



B

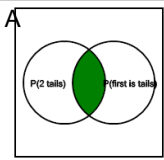


4

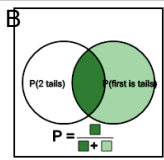


Which Venn diagram represents the probability of getting exactly 2 tails when flipping 5 coins, given that the first flip was tails?


A



B

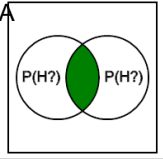


5

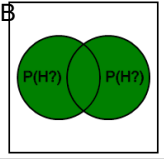


Which Venn diagram represents the probability of flipping heads at least once given two tries?

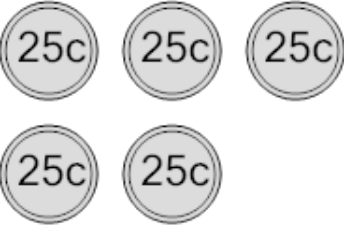
A



B

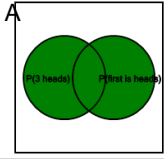


6

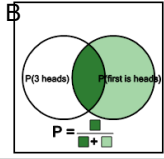


Which Venn diagram represents the probability of getting exactly 3 heads when flipping 5 coins, given that the first flip was heads?


A



B




7

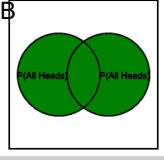


Which Venn diagram represents the probability of flipping at least one tails in 2 tries?


A



B

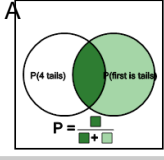


8



Which Venn diagram represents the probability of getting exactly 4 tails when flipping 5 coins, given that the first flip was tails?

A



B

