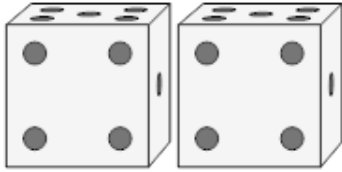
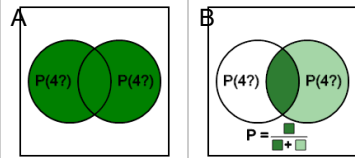


Probability Union, Intersection, Complement - Dice Example Problem to Venn Diagram


1



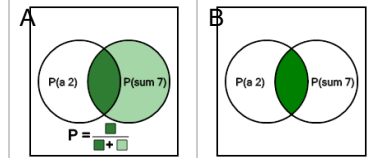
Which Venn diagram represents the probability of rolling a 4 at least once given two tries?



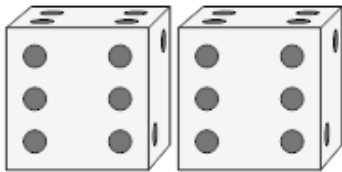
2



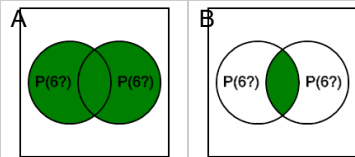
Which Venn diagram represents the probability of one die showing a 2, given that the sum is 7?



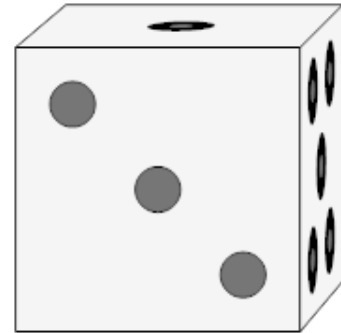
3



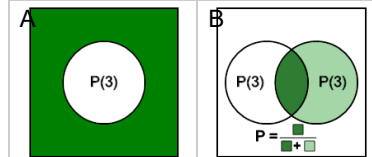
Which Venn diagram represents the probability of rolling a 6 at least once given two tries?



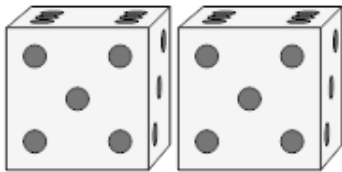
4



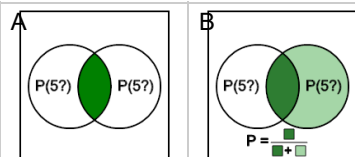
Which Venn diagram represents the probability of not rolling a 3?



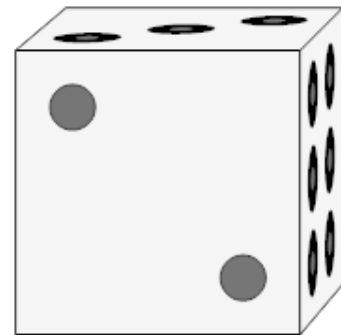
5



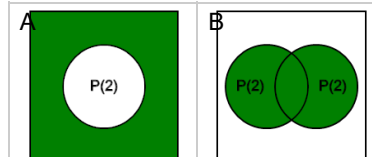
Which Venn diagram represents the probability of rolling a 5 twice in a row?



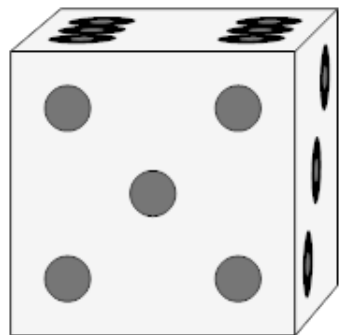
6



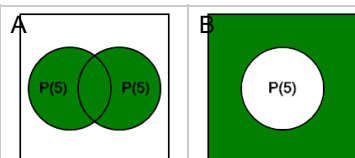
Which Venn diagram represents the probability of not rolling a 2?



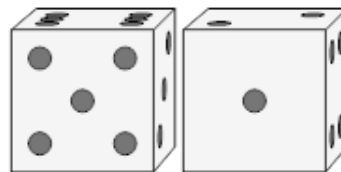
7



Which Venn diagram represents the probability of not rolling a 5?



8



Which Venn diagram represents the probability of one die showing a 5, given that the sum is 6?

