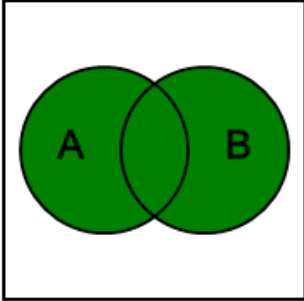



Probability Union, Intersection, Complement - Venn Diagram to Description

1 The green area in the Venn diagram is the probability of what?



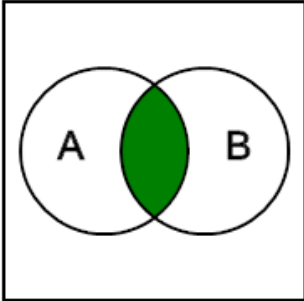
- A Both A and B happening
- B Event A not happening
- C Event A happening, given that B has happened
- D Either A or B happening

2 The green area in this Venn diagram is the probability of what?



- A Both A and B happening
- B Event A not happening
- C Either A or B happening
- D Event A happening, given that B has happened

3 The green area in this Venn diagram is the probability of what?



- A Either A or B happening
- B Both A and B happening
- C Event A happening, given that B has happened
- D Event A not happening