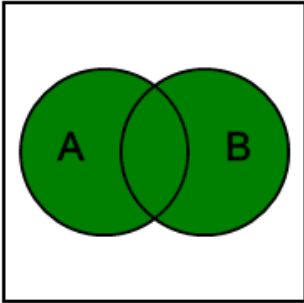


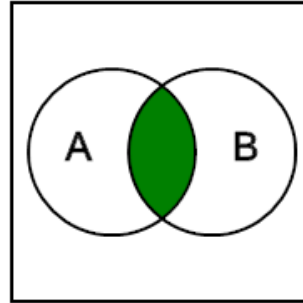
Probability Union, Intersection, Complement - Venn Diagram to Name

1 What probability set operation does the green area in this Venn diagram represent?




- A (A) union (B)
- B Complement of (A)
- C (A) conditional on (B)
- D (A) intersect (B)

2 What probability set operation does the green area in this Venn diagram represent?



- A (A) intersect (B)
- B (A) union (B)
- C (A) conditional on (B)
- D Complement of (A)

3 What probability set operation does the green area in this Venn diagram represent?



- A (A) union (B)
- B (A) conditional on (B)
- C Complement of (A)
- D (A) intersect (B)