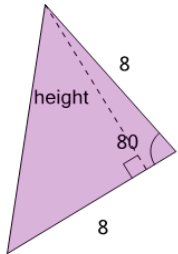


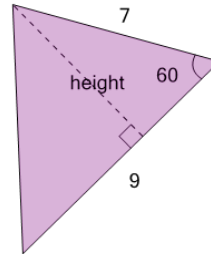
## Trigonometry - Area from Sine - Full Calculation

1 Solve for the area of the triangle



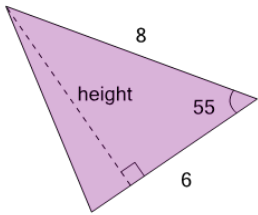
A	B	C
26.8	37.8	28.4
D	E	F
29.9	33.1	31.5

2 Solve for the area of the triangle



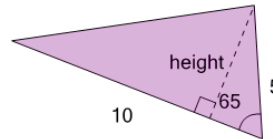
A	B	C
24.6	32.7	25.9
D	E	F
31.4	27.3	21.8

3 Solve for the area of the triangle



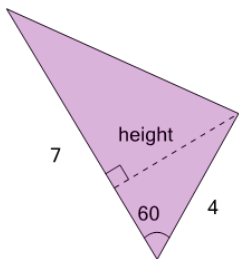
A	B	C
19.7	22.6	18.7
D	E	F
21.6	15.7	14.7

4 Solve for the area of the triangle



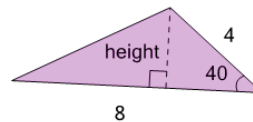
A	B	C
24.9	22.7	18.1
D	E	F
21.5	17	23.8

5 Solve for the area of the triangle



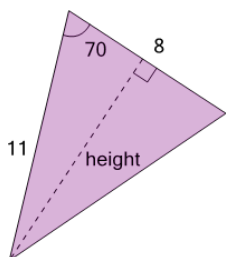
A	B	C
10.9	13.9	10.3
D	E	F
13.3	12.1	11.5

6 Solve for the area of the triangle



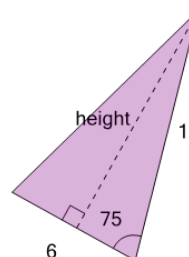
A	B	C
9.3	8.7	12.3
D	E	F
11.3	10.3	7.7

7 Solve for the area of the triangle



A	B	C
39.3	49.6	41.3
D	E	F
45.5	43.4	35.1

8 Solve for the area of the triangle



A	B	C
23.9	31.9	27.1
D	E	F
28.7	36.7	25.5