Name



Data and Graphs - Practice

1 How many kids have a dog as a pet?

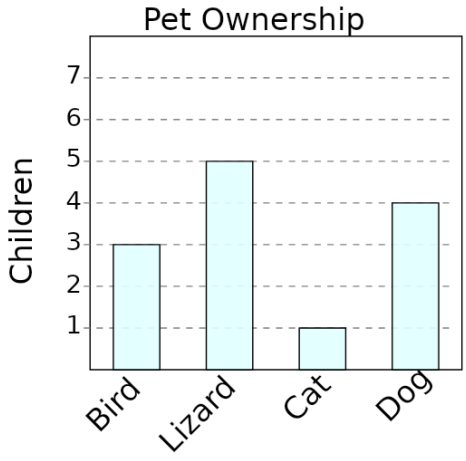

A	B	C
5	6	3
D	E	F
4	0	8

2 How many kids like candy as a treat?

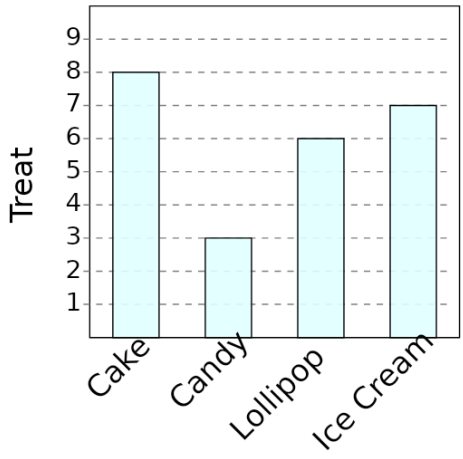

A	B	C
3	4	1
D	E	
6	2	

3 What pet do 6 children have?

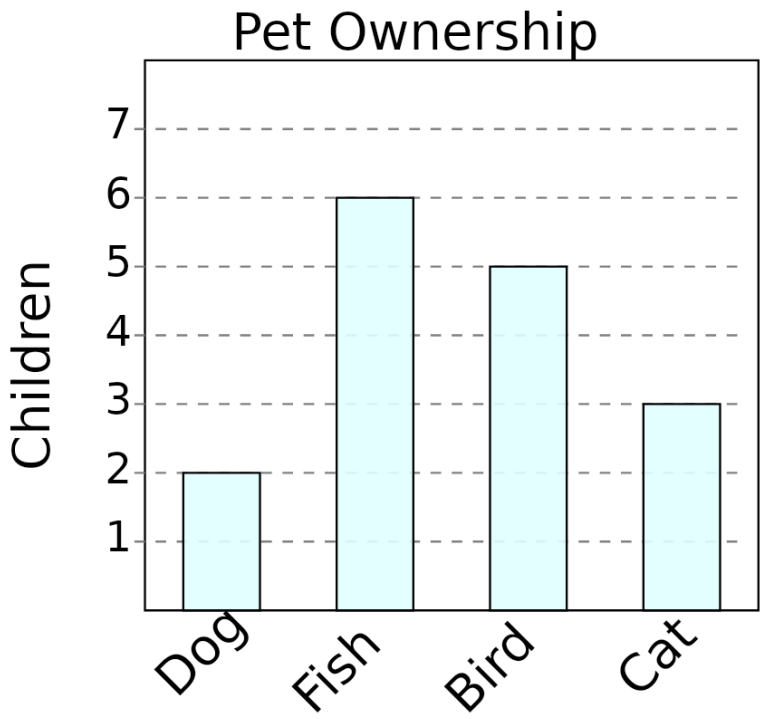

A
Cat
B
Fish
C
Dog
D
Bird

Name

Data and Graphs - Practice

4 What food do 5 children like?

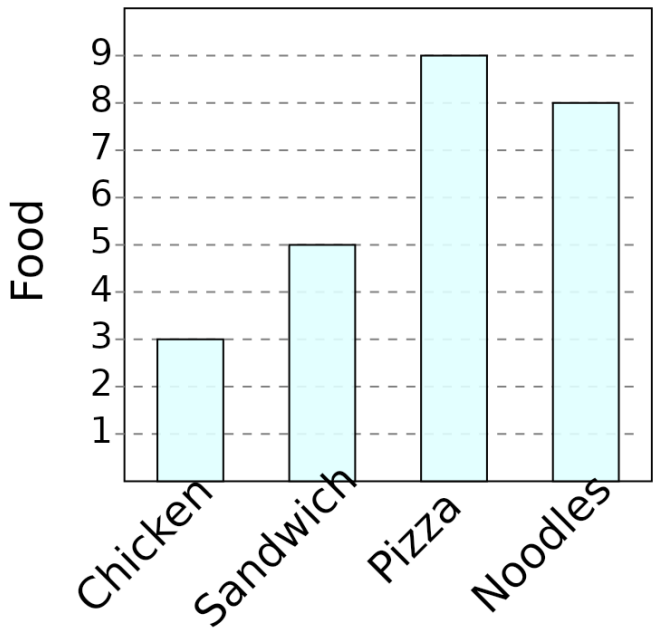

A Chicken

B Sandwich

C Pizza

D Noodles

5 What food do the SMALLEST number of children like?

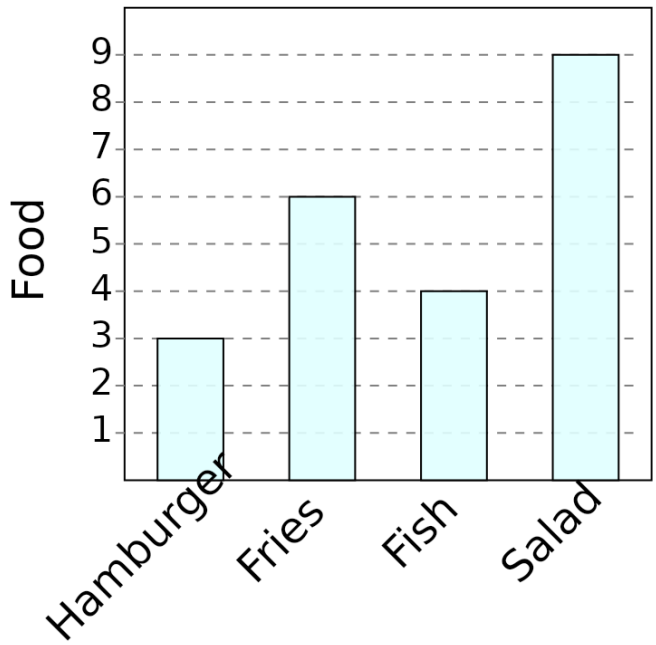

A Salad

B Fish

C Hamburger

D Fries

Name

Data and Graphs - Practice

6 What transportation type do the SMALLEST number of children like?

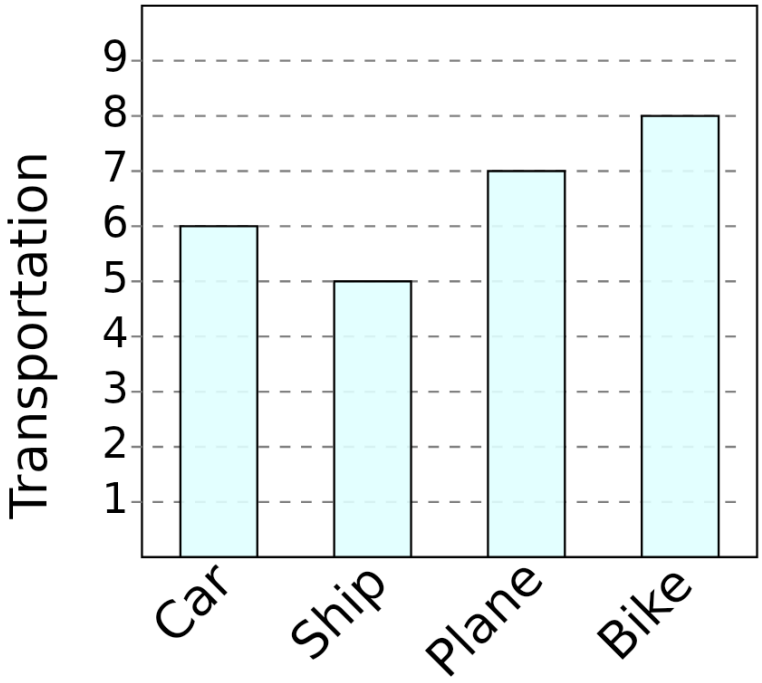

A
Ship

B
Bike

C
Car

7 Do more kids have a lizard or a dog as a pet?

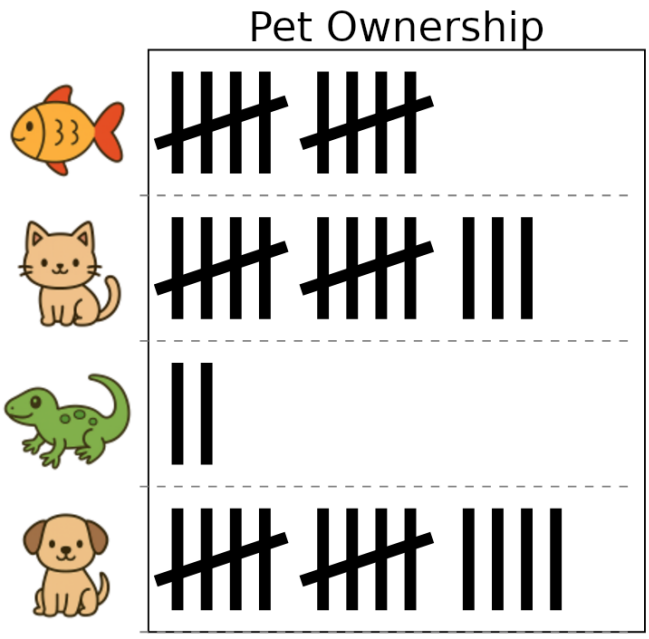

A
Dog

B
Lizard

Name

Data and Graphs - Practice

8 How many kids have either a dog or a fish as a pet?



A	B	C
15	11	9
D	E	F
7	3	16

9 How many pizzas were made on Saturday?

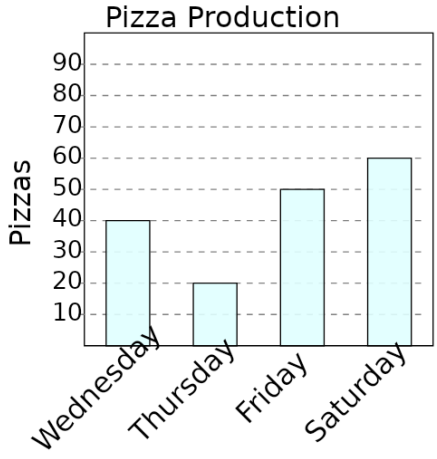

A	B	C
30	20	70
D	E	F
60	110	100

10 How many total children were surveyed?



A	B	C
42	30	36
D	E	F
38	32	34

11 How many more kids have a cat than a bird as a pet?

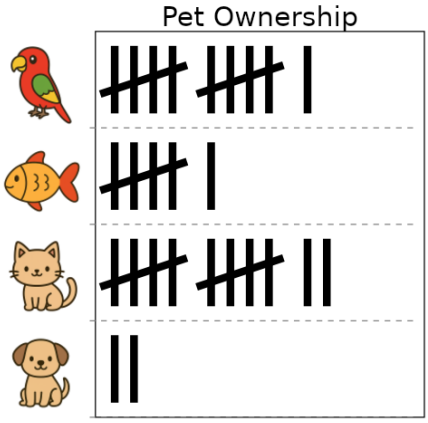

A	B	C
4	2	1
D	E	
5	3	

Name

Data and Graphs - Practice

12 On what day were 30 pizzas made?

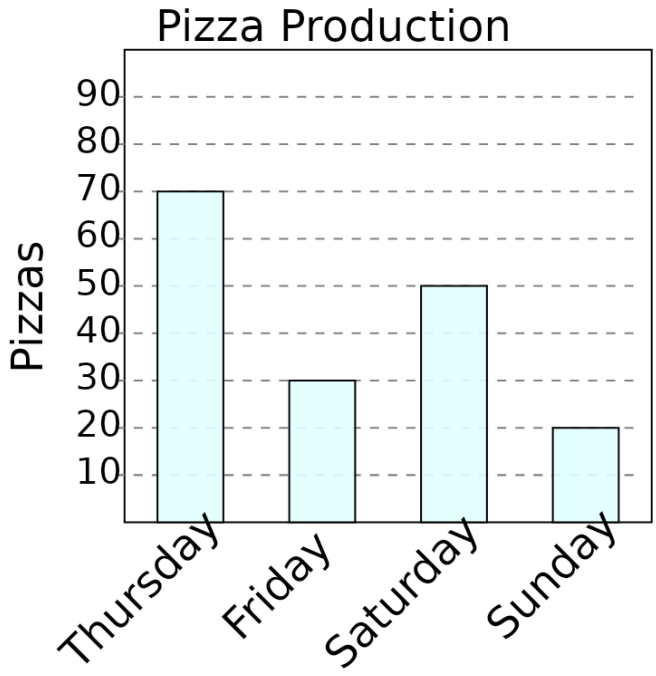

A
Friday

B
Thursday

C
Saturday

D
Sunday

13 What city had the LEAST amount of rain?

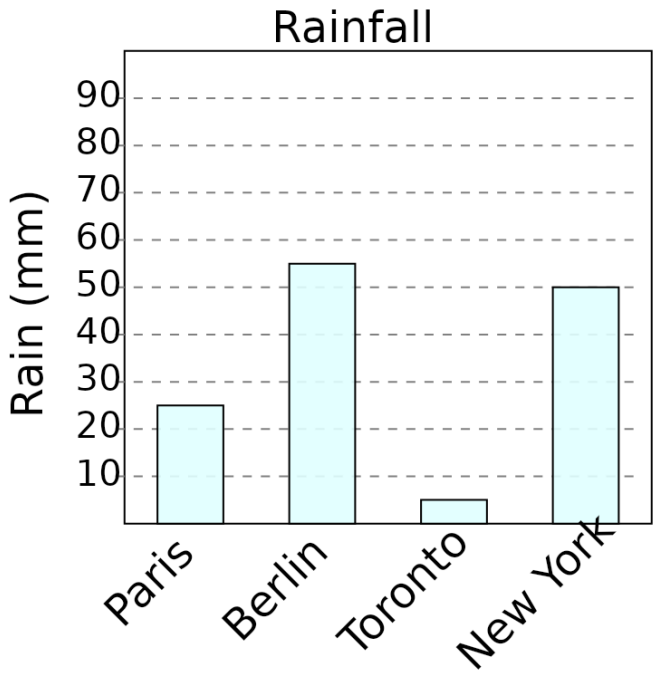

A
Paris

B
New York

C
Toronto

Name

Data and Graphs - Practice

14 Did Knights or Blaze make more touchdowns?

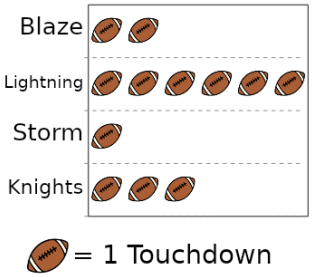

A Blaze

B Knights

15 How many touchdowns in total were made?

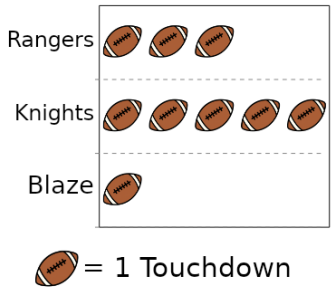

A 3

B 12

C 9

D 5

16 How many total children were surveyed?

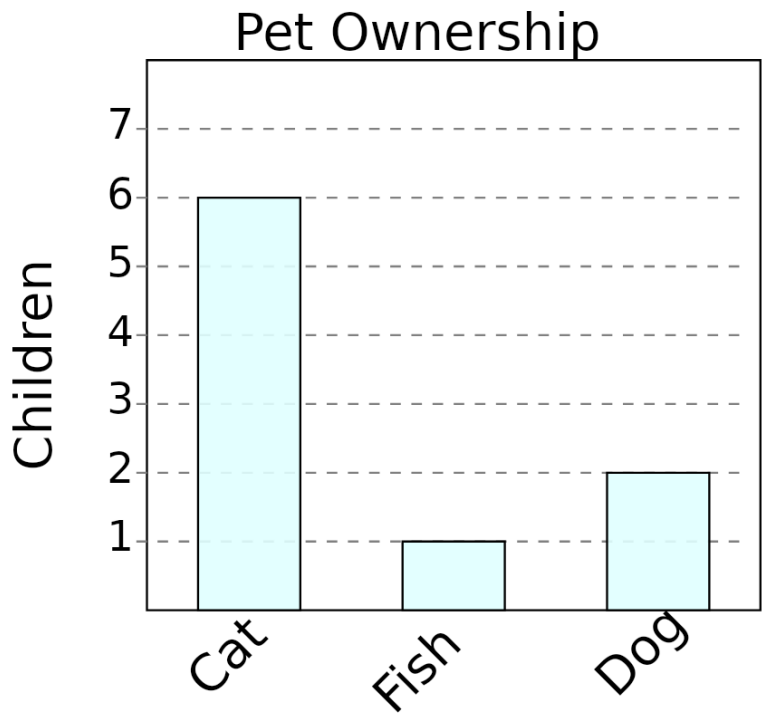

A 15

B 13

C 9

D 5

Name

Data and Graphs - Practice

17 How many total hamburgers were sold on monday and tuesday?



= 1 Hamburger

A	B	C
5	9	1
D	E	F
14	2	6

18 How many more hamburgers were sold on Friday than on Thursday?

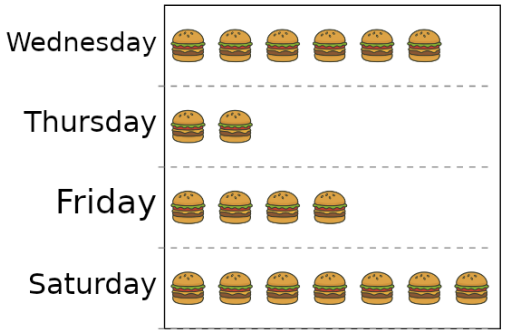

= 1 Hamburger

A	B	C
2	1	6
D	E	F
7	4	8

19 How many kids have either a hamster or a rabbit as a pet?

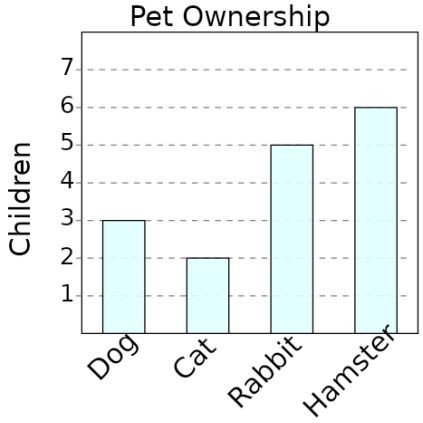

A	B	C
6	14	13
D	E	F
15	11	9

20 How many more kids have a fish than a rabbit as a pet?

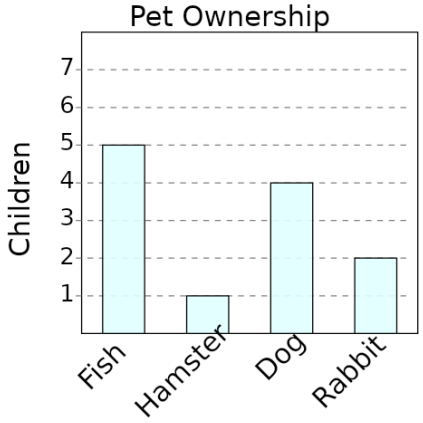

A	B	C
4	5	9
D	E	F
8	1	3

Name

Data and Graphs - Practice

21 Do more kids have a dog or a hamster as a pet?

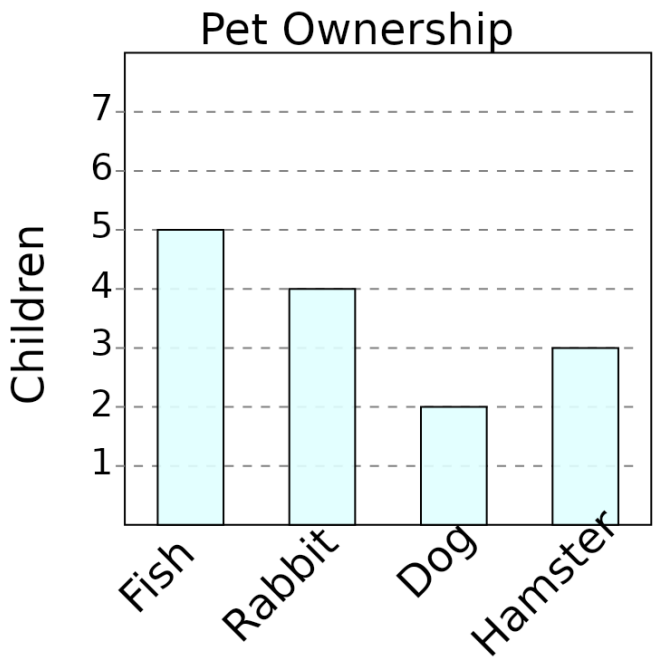

A

Hamster

B

Dog

22 How many hamburgers in total were sold? (each picture is 5)

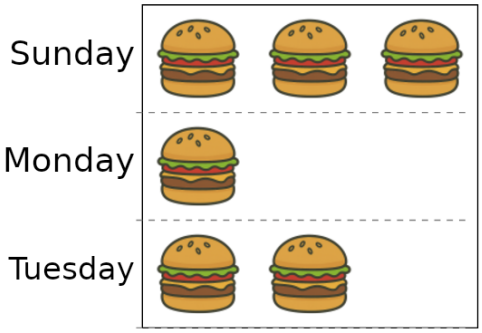

= 5 Hamburgers

A	B	C
23	25	30
D	E	F
27	28	33

23 How many total touchdowns did phantoms and blaze make? (each picture is 5)



= 5 Touchdowns

A	B	C
45	40	37
D	E	F
38	49	52

Name

Data and Graphs - Practice

24 How many total children were surveyed?

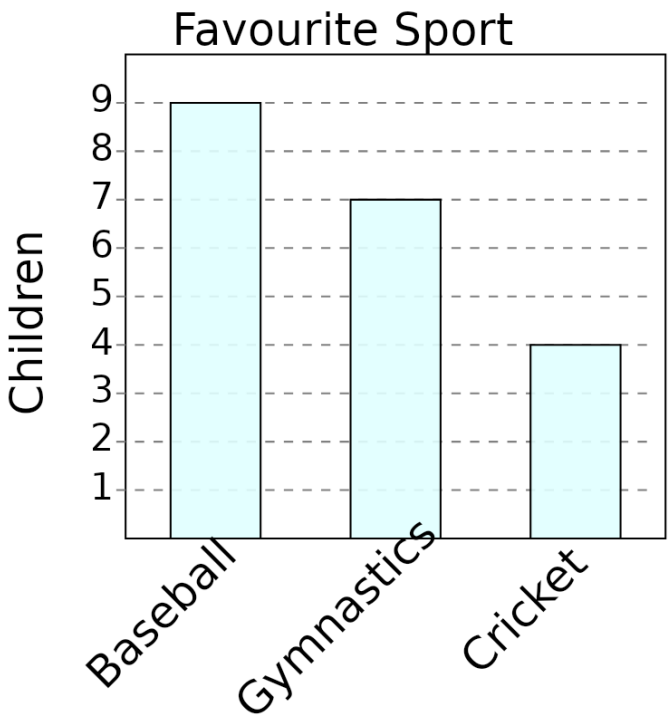

A 14

B 20

C 22

D 27

25 How many more pizzas were made on Monday than on Sunday? (each picture is 5)



A 55	B 5	C 75
D 25	E 65	F 15

26 How many kids like either gymnastics or football as a sport?

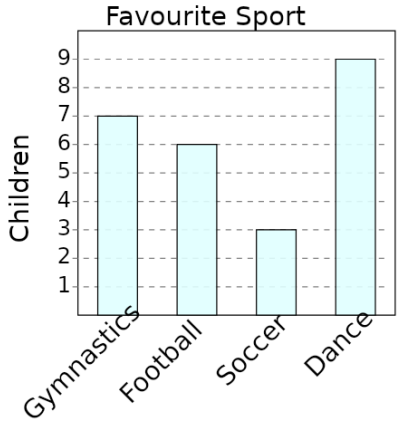

A 17	B 11	C 8
D 13	E 6	F 5

Name

Data and Graphs - Practice

27 How many more kids like swimming than football as a sport?

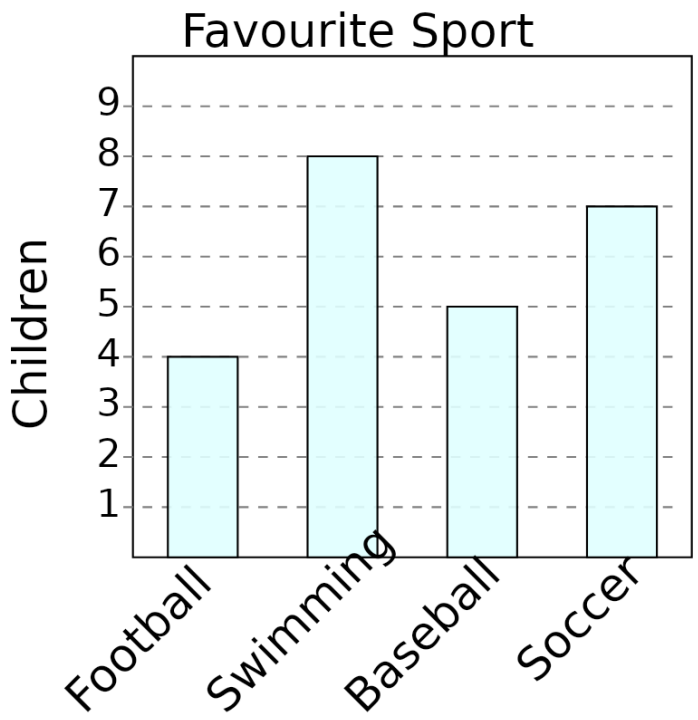

A	4
B	7
C	1
D	9

28 What was the total amount of rain measured?

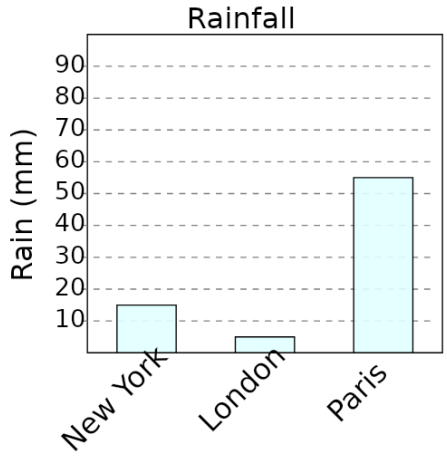

A 50	B 75	C 60
D 105	E 100	F 65

29 How many millimeters of rain were there in London and New York total?

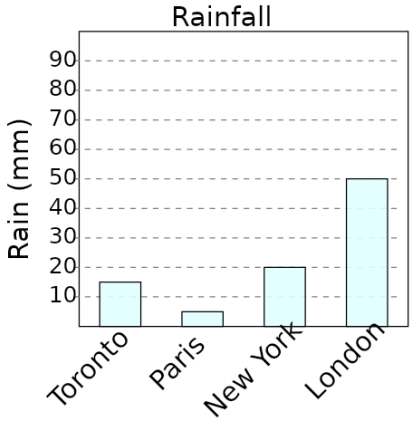

A 40	B 45	C 95
D 70	E 80	F 90

Name

Data and Graphs - Practice

30 Do more kids like swimming or gymnastics as a sport?

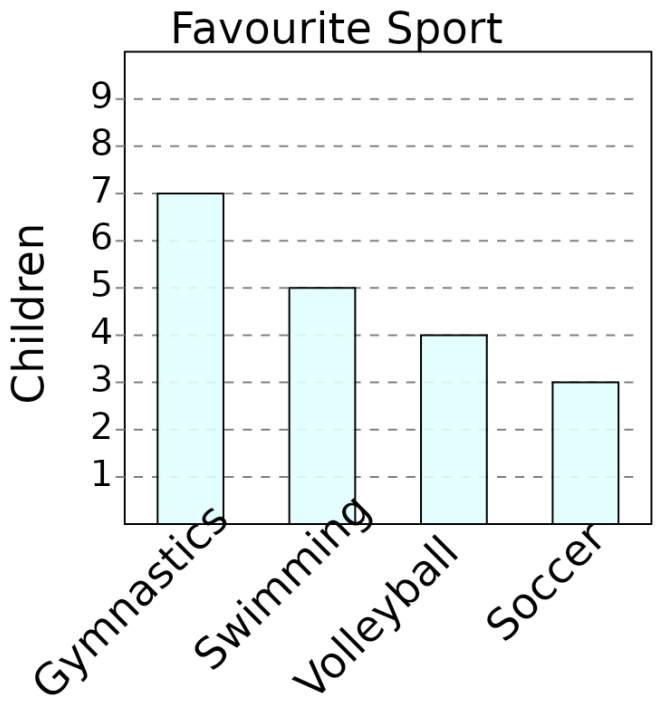

A
Swimming

B
Gymnastics

31 How many more pizzas were made on Sunday than on Monday?

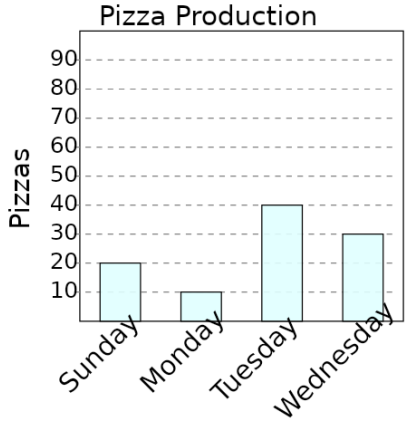

A	B	C
40	60	70
D	E	F
50	10	30

32 What two pets are owned by the same number of kids?

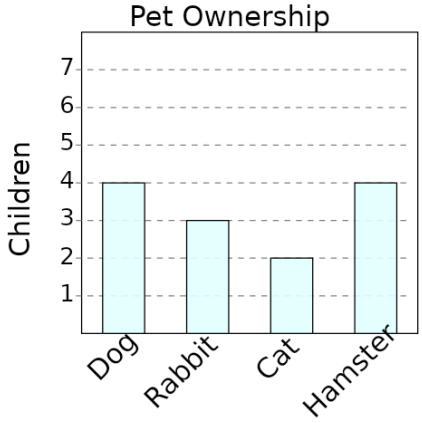

A	B	C
Cat and Rabbit	Cat and Hamster	Hamster and Cat
D	E	F
Dog and Hamster	Cat and Dog	Dog and Cat

Name

Data and Graphs - Practice

33 Did more rain fall in Paris or in London?

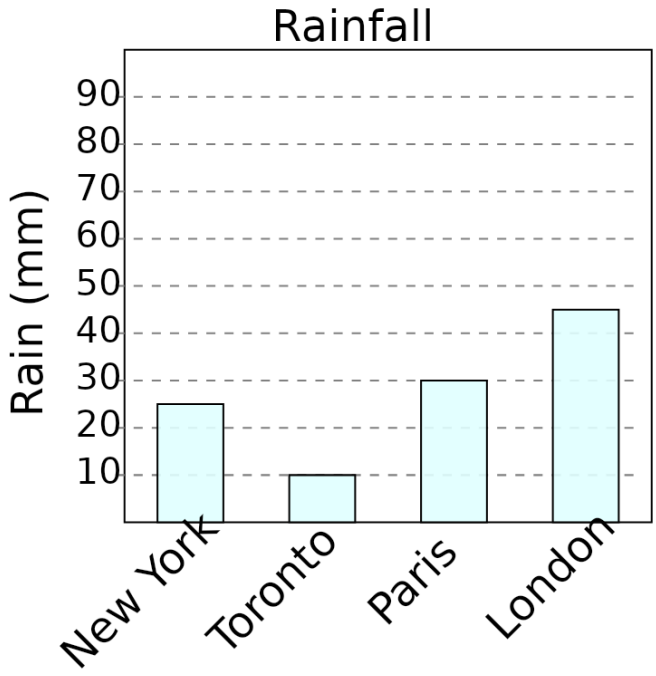

A
Paris

B
London

34 Which two sports are liked by the same number of kids?

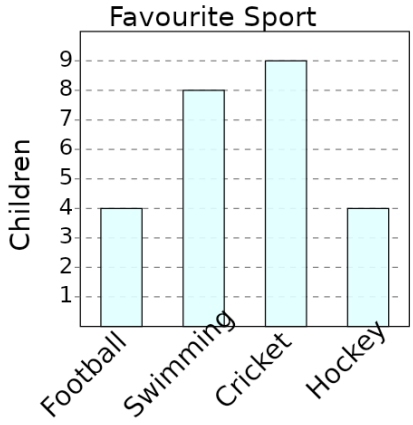

A Swimming and Football	B Football and Hockey	C Hockey and Swimming
D Cricket and Hockey	E Cricket and Football	F Cricket and Swimming

35 What is the average number of kids who own one of these types of pets?

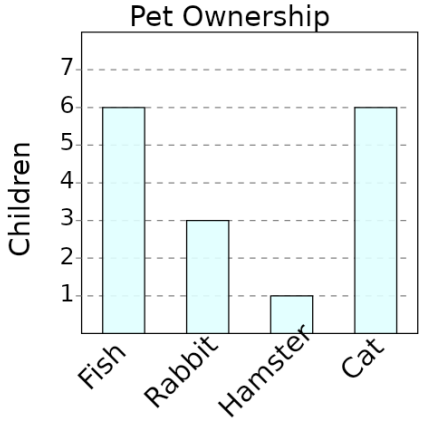

A 8	B 11	C 0
D 9	E 1	F 4

Name

Data and Graphs - Practice

36 In which two cities did the same amount of rain fall?

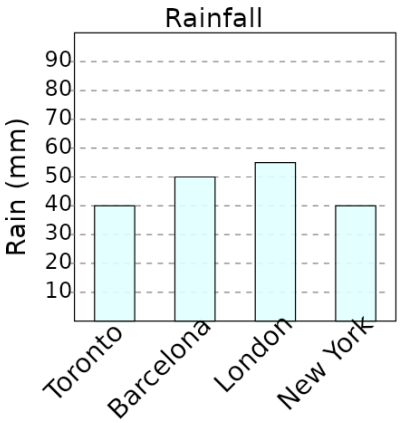

A Toronto and London	B Toronto and Barcelona	C Barcelona and New York
D New York and Barcelona	E Toronto and New York	

37 What is the average number of kids who like each sport?

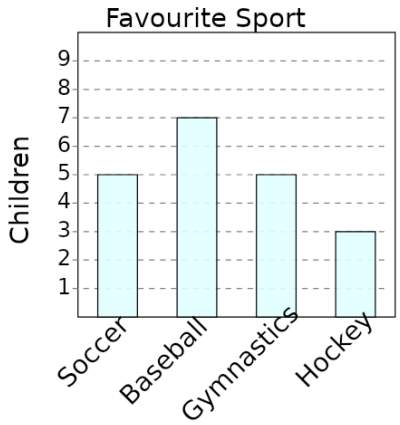

A 9	B 5	C 1
D 11	E 2	F 0

38 What is the average number of rain that falls in these cities?

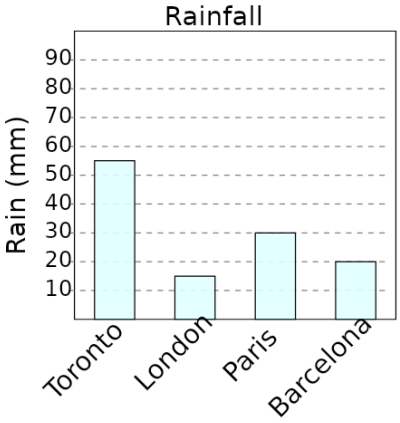

A 35	B 0	C 25
D 50	E 30	F 60

39 How many boys have a hamster as a pet?

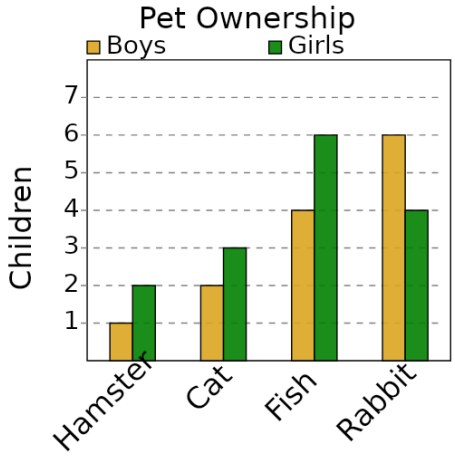

A 4	B 1	C 2
D 6	E 5	F 8

Name

Data and Graphs - Practice

40 How many girls like dance as a sport?

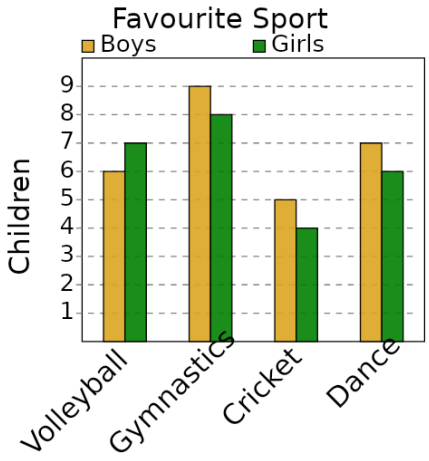

A	B	C
6	13	4

D	E
3	2

41 What pet do 6 girls have?

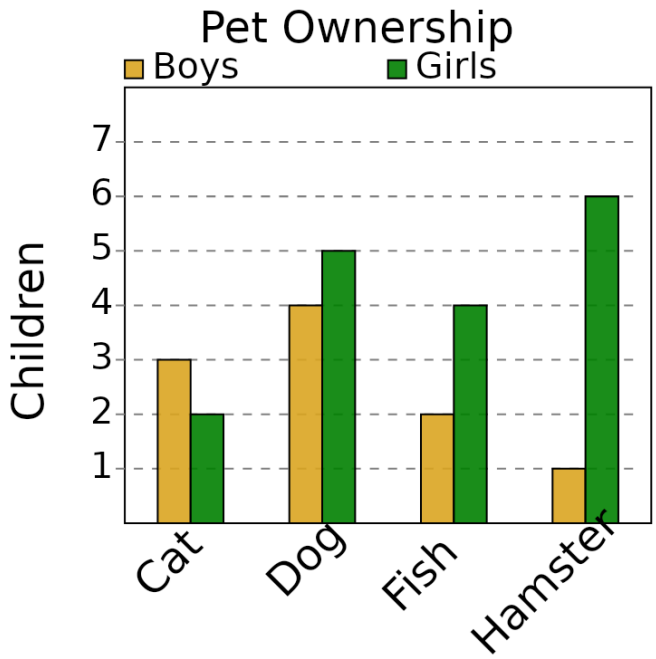

A
Cat

B
Dog

C
Fish

D
Hamster

Name

Data and Graphs - Practice

42 What sport do 7 boys like?

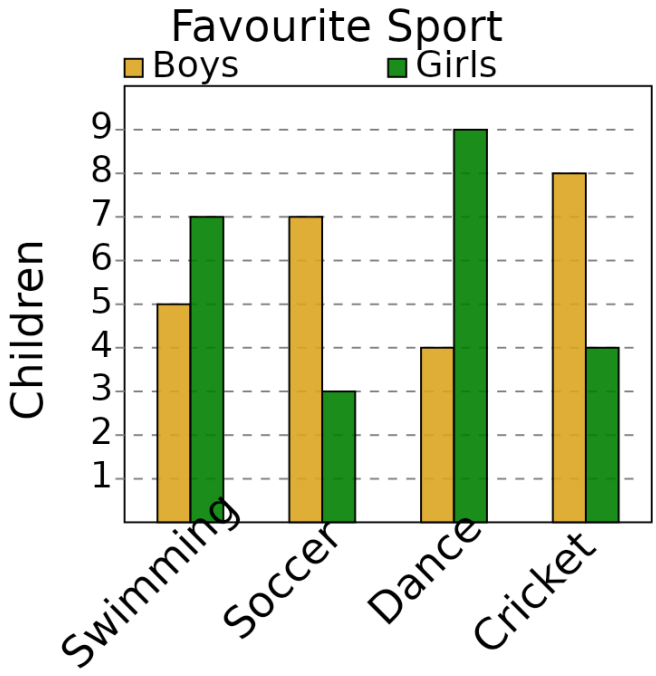

A Swimming

B Soccer

C Dance

D Cricket

43 What pet do the SMALLEST number of boys have?

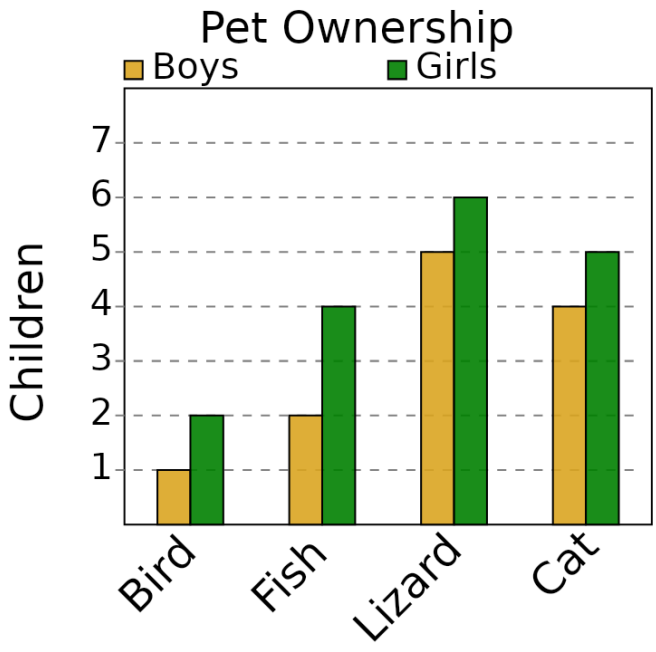

A Lizard

B Bird

C Cat

Name

Data and Graphs - Practice

44 What sport do the SMALLEST number of girls like?

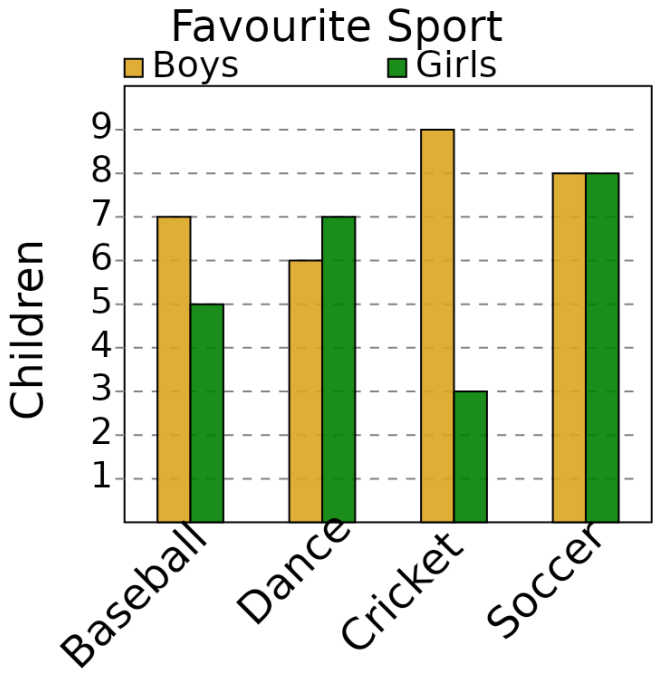

A Cricket

B Baseball

C Soccer

D Dance

45 What pet do the LARGEST number of girls have?

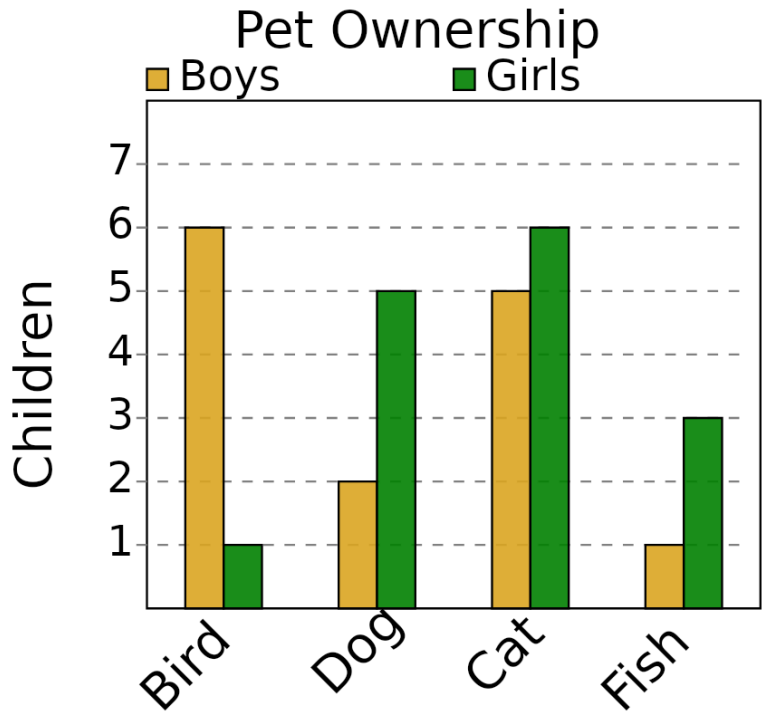

A Dog

B Cat

C Bird

D Fish

Name

Data and Graphs - Practice

46 What sport do the LARGEST number of boys like?

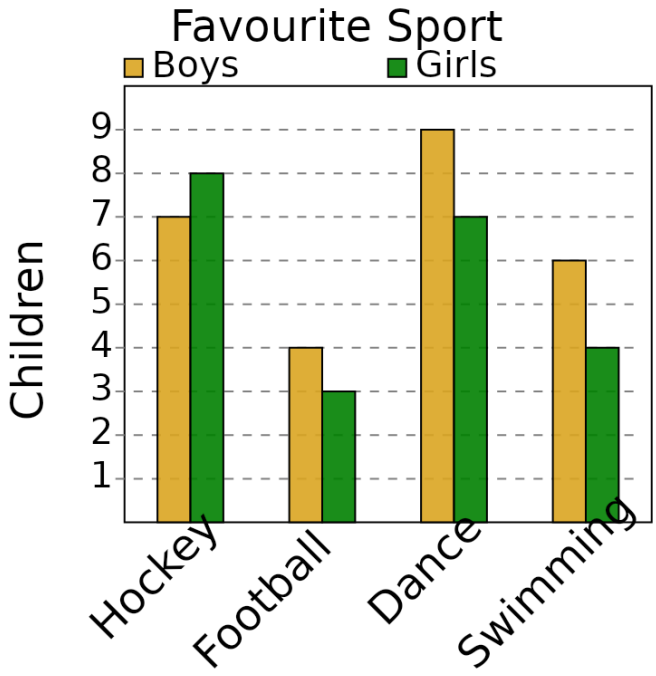

A Swimming

B Football

C Hockey

D Dance

47 What pet do the SMALLEST number of either boys or girls have?

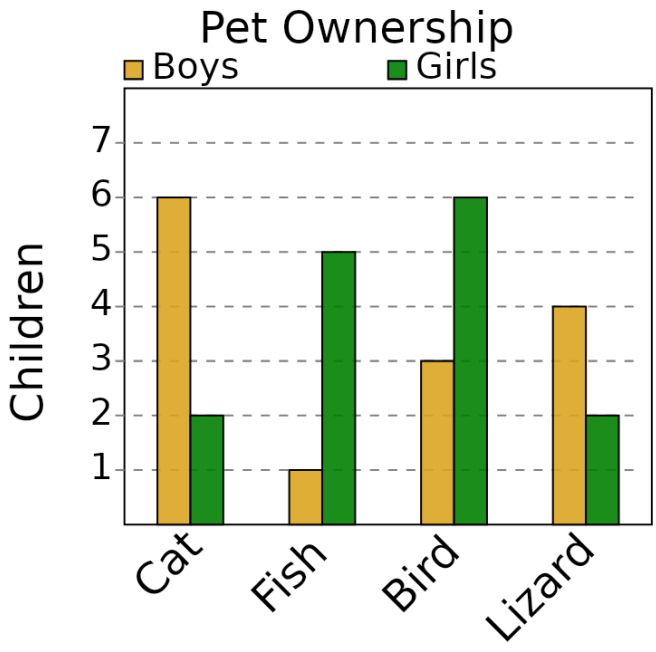

A Girls / Bird

B Boys / Lizard

C Boys / Fish

D Girls / Cat

Name

Data and Graphs - Practice

48 What pet do the SMALLEST number of either boys or girls have?

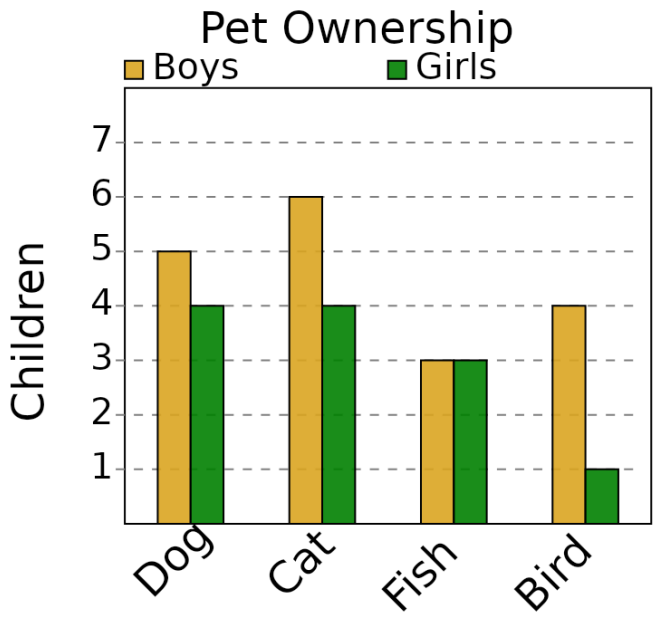

A
Girls / Fish

B
Girls / Bird

C
Boys / Dog

D
Boys / Cat

49 What pet do the LARGEST number of either boys or girls have?

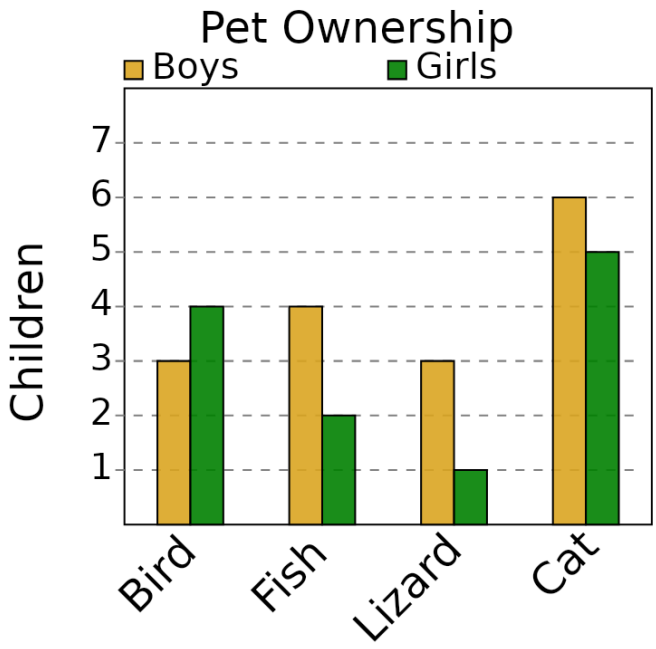

A
Boys / Fish

B
Boys / Cat

C
Boys / Lizard

D
Boys / Bird